

# Frame for build-in installation of EBL128, 4568

## Mounting instructions

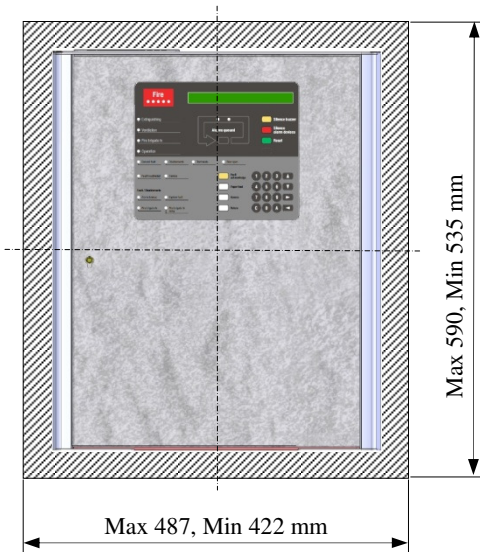
Mount the EBL128 cabinet in the center of the wall opening (opening dimensions according to the drawing below). Note that the cabinet shall be in the vertical center when the hood is mounted (the vertical center of the back box and the hood are not the same).

Mount the frame over the hood and make sure it's in the horizontal center before pushing it towards the wall.

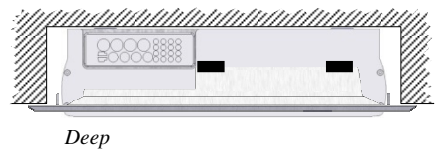
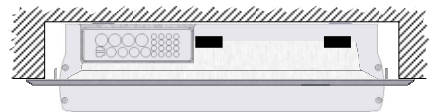
Alternate pushing upper and lower side of the frame until it's close to the wall.

**Note!** Let the frame stay mounted on the hood if the hood is removed from the back box.

### Opening in the wall



### Flexible depth mounting



Frame outer dimensions (H x W)

600,2 x 496,6 mm

EBL128 outer dimensions (H x W x D)

511 x 416 x 123 mm